

Easier Internet Browsing and Better Password Security

by SIR Phil Goff
Branch 116
January 15, 2014

Working with Popular Browsers



- Browser - Software program that enables you to connect to the internet
- Top Three:
 - Google Chrome (my favorite)
 - Internet Explorer (different versions)
 - Firefox (from Mozilla)

My Best Tips for Better Browsing



1. Setup your Favorites Bar to cover all your most frequently visited websites.
2. Learn to use Tabbed browsing for visiting multiple sites at once.
3. Consider incognito browsing
4. Use a password manager like LastPass or Dashlane (or Roboform.)
5. Setup two-factor authentication

Working with Popular Browsers



Latest Versions for Operating Systems

- Chrome Updates automatically – same version for all systems
- Firefox Updates automatically but latest versions won't run on Win XP
- IE has multiple versions
 - IE 8 for Windows XP
 - IE 9 for Vista
 - IE 11 for Windows 7 and above
- Wikihow shows how to update each:
 - <http://www.wikihow.com/Update-Microsoft-Internet-Explorer>

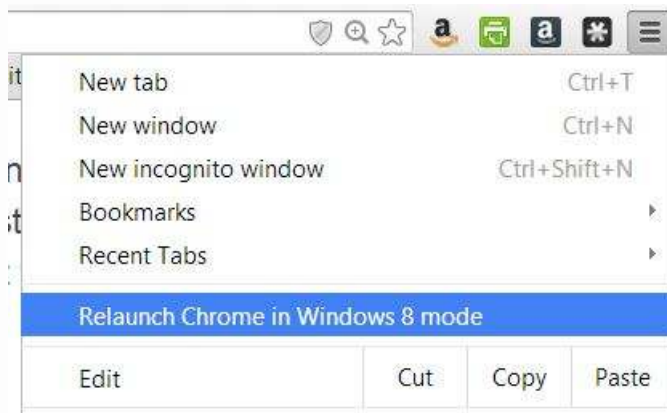
Chrome and Windows 8



- Chrome has two styles for Windows 8.1
- Both styles are included in Chrome
- **Desktop style is the one I like**
- Tiles style is for people who use the tiles on Windows 8.1

Switching Chrome Styles

If you want to try Win 8 Tiles Style



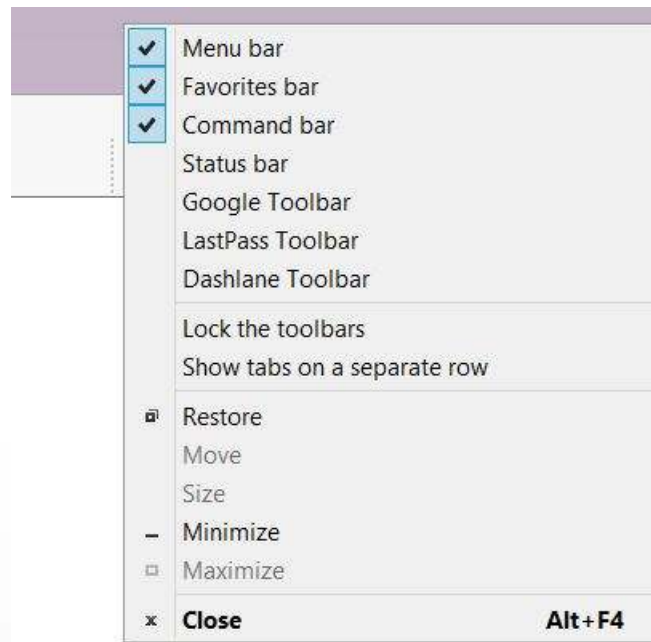
Click on 3 lines box
Select Win 8 Mode

To switch back to desktop mode, click in the same place and “Relaunch Chrome in Desktop mode”

Internet Explorer Favorites Bar



- IE Comes with Windows
- I'm using Version 11.
- Right click on top bar and check Menu Bar and Favorites Bar



Internet Explorer Favorites



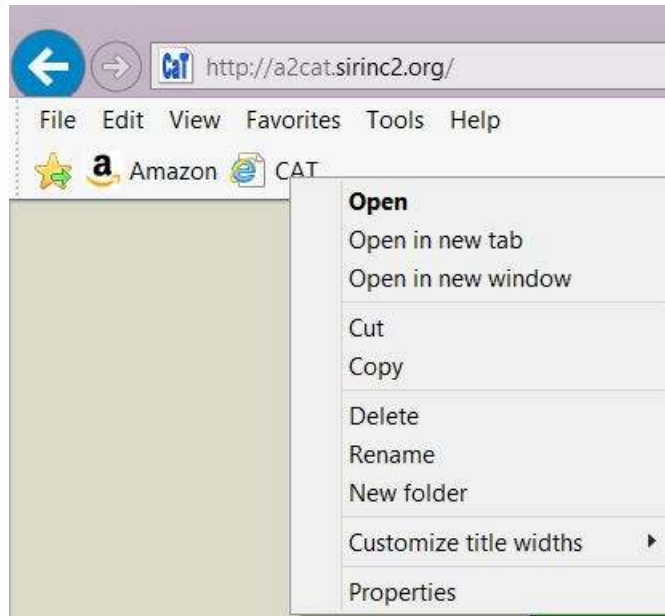
- To Place Websites in Favorites Bar:
- Type in website address: amazon.com
- Drag icon into Favorites Bar
- **Right click on Favorites Bar icon and shorten name.**



- Click on icon in favorites bar to visit site.

Internet Explorer Favorites

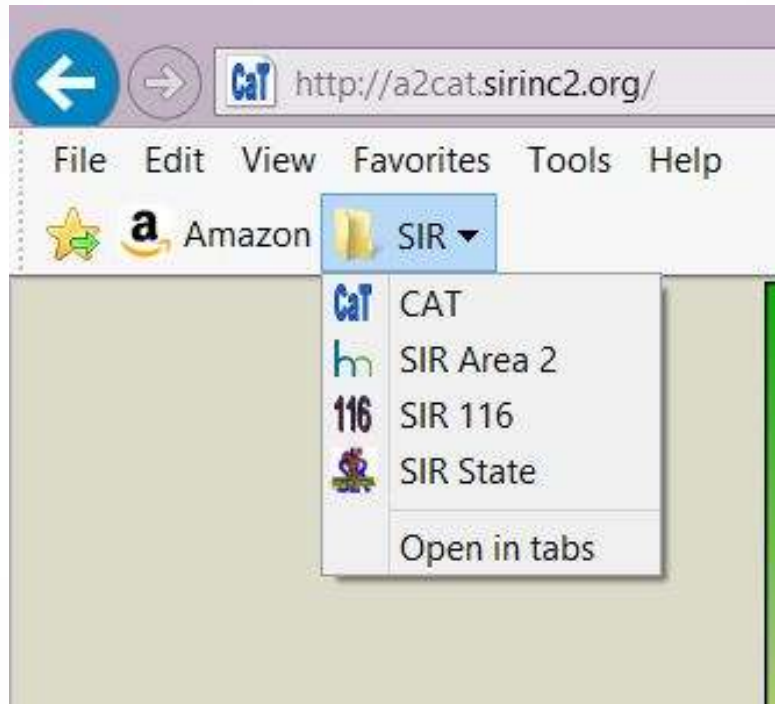
- Create Folders in Favorites Bar



- Right click on existing icon in Favorites Bar
- Create Folder and drag icons into folder;

Internet Explorer Favorites

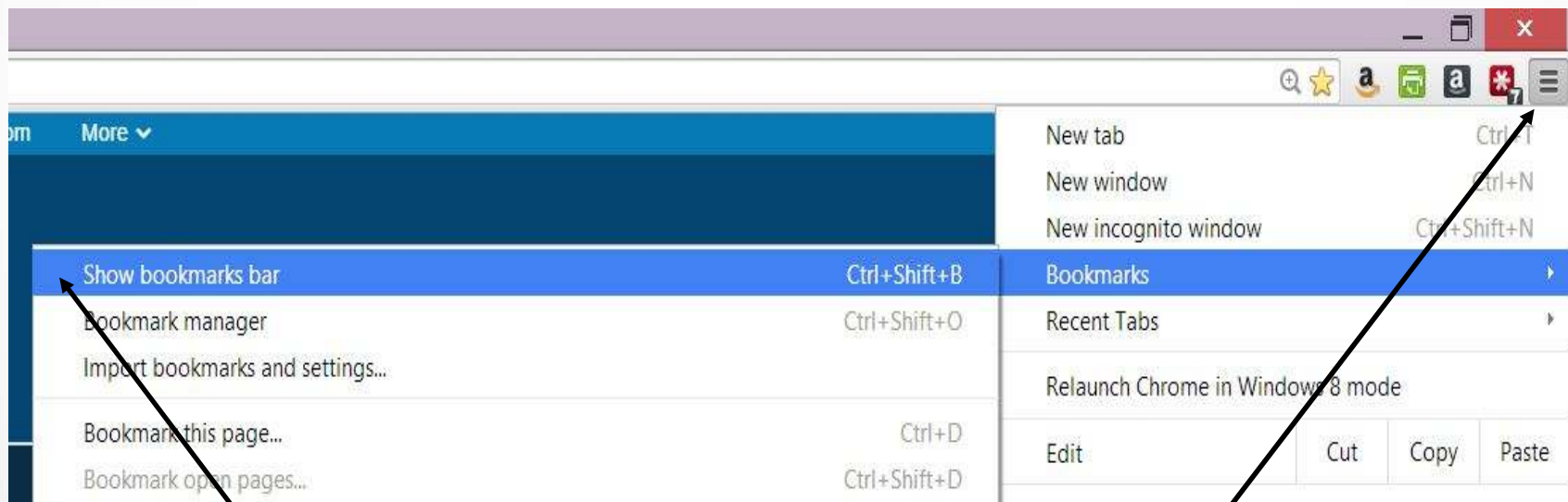
Populate Folders with Favorite Websites



I have folders for Banking, Credit Cards, Shopping Sites, etc.

Favorites Bar with Chrome Browser

- Concept is the same as IE
- Display "Bookmarks Bar" by left clicking on 3 small lines in upper right.



Click on Bookmarks Bar

Activate by clicking on "small lines" icon

Favorites Bar with Chrome Browser

- Click on Bookmarks bar to add folder.
- Drag icons onto bar or onto folder.



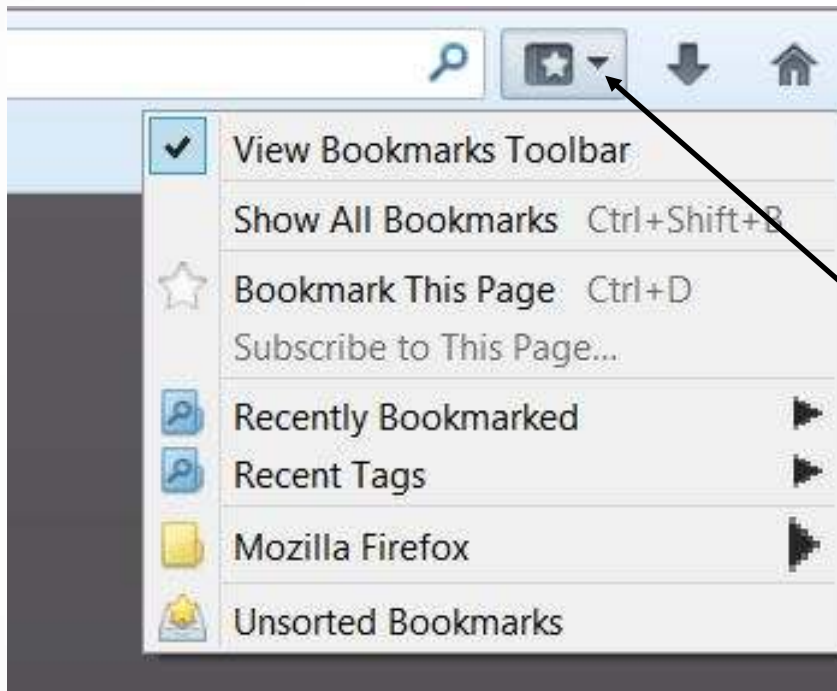
Using Firefox Browser



- Don't like Firefox for two reasons:
 - When downloading they want to load your browser with add-on search engines, toolbars, etc. All of it is crap.
 - Once you get to a clean install, they often ask for money since it is a volunteer project.

Favorites Bar with Firefox Browser

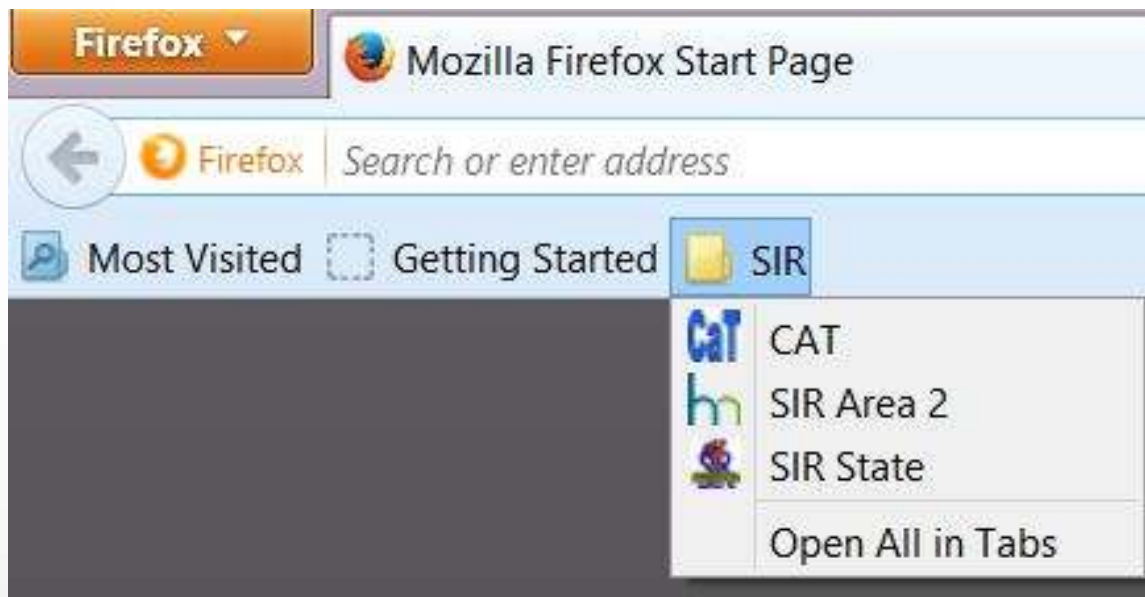
- Open Bookmarks bar:



Click on down arrow and then checkmark "View Bookmarks Toolbar"

Favorites Bar with Firefox Browser

- Add icons and folders to bookmarks bar the same as other browsers.



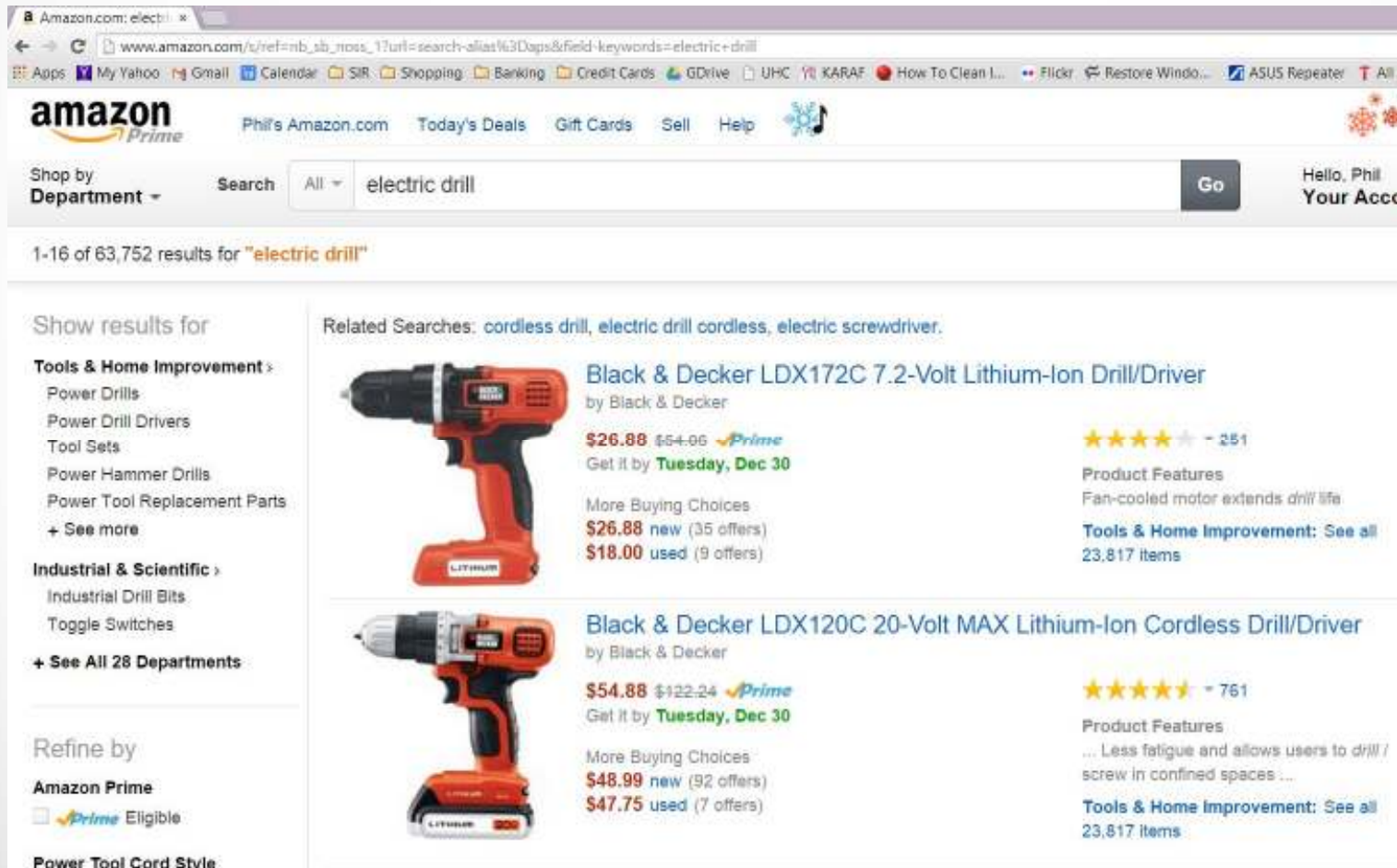
Tabbed Browsing is Wonderful



- Doesn't matter which Browser you are using. All have tabbed Browsing.
- Tabbed browsing allows you to have multiple sessions open at a time.
- Very simple to activate:
 - When you see a link to a product or other webpage, hold down the Control key and click on the link.
- Tabs will appear at the top of your page for the link.

Tabbed Browsing is Wonderful

Visit Amazon to look for Cordless Drill



The screenshot shows the Amazon.com website with a search for "electric drill". The search results page displays two product listings for cordless drills. The first listing is for a Black & Decker LDX172C 7.2-Volt Lithium-Ion Drill/Driver, priced at \$26.88 (down from \$54.06). The second listing is for a Black & Decker LDX120C 20-Volt MAX Lithium-Ion Cordless Drill/Driver, priced at \$48.99 (down from \$122.24). Both products have high ratings and are available for Prime delivery by Tuesday, Dec 30. The page also includes navigation links, a search bar, and a sidebar with department filters.

Amazon.com: electri...
www.amazon.com/?ref=nb_sb_noss_1?url=search-alias%3Daps&field-keywords=electric+drill
Apps My Yahoo Gmail Calendar SIR Shopping Banking Credit Cards GDrive UHC KARAF How To Clean L... Flickr Restore Windo... ASUS Repeater All
amazon Prime Phil's Amazon.com Today's Deals Gift Cards Sell Help
Shop by Department - Search All electric drill Go Hello, Phil Your Account
1-16 of 63,752 results for "electric drill"
Show results for
Tools & Home Improvement >
Power Drills
Power Drill Drivers
Tool Sets
Power Hammer Drills
Power Tool Replacement Parts
+ See more
Industrial & Scientific >
Industrial Drill Bits
Toggle Switches
+ See All 28 Departments
Refine by
Amazon Prime
 Prime Eligible
Power Tool Cord Style
Related Searches: cordless drill, electric drill cordless, electric screwdriver.
Black & Decker LDX172C 7.2-Volt Lithium-Ion Drill/Driver
by Black & Decker
\$26.88 ~~\$54.06~~ Prime
Get it by Tuesday, Dec 30
More Buying Choices
\$26.88 new (35 offers)
\$18.00 used (9 offers)
★★★★☆ - 251
Product Features
Fan-cooled motor extends drill life
Tools & Home Improvement: See all 23,817 items
Black & Decker LDX120C 20-Volt MAX Lithium-Ion Cordless Drill/Driver
by Black & Decker
\$54.88 ~~\$122.24~~ Prime
Get it by Tuesday, Dec 30
More Buying Choices
\$48.99 new (92 offers)
\$47.75 used (7 offers)
★★★★★ - 761
Product Features
... Less fatigue and allows users to drill / screw in confined spaces ...
Tools & Home Improvement: See all 23,817 items

Tabbed Browsing is Wonderful



Hold down Ctrl key and click on both drills.



By clicking on Tabs, you can review each drill, or go back to the original tab to select more drills.

Private Browsing



Can you browse the internet invisibly?

- Google Chrome calls it "Incognito"
- Internet Explorer calls it "InPrivate"
- Firefox calls it "Private"

Private Browsing



- But --
 - Your Internet provider can see all the sites you visited
 - Search engines record your searches
 - Websites can see you when you connect with them.
 - Advertisers can still build profiles and show targeted ads that follow you on the web.

Private Browsing



- Private browsing is like:



Private Browsing

- The Internet can still see what you are doing:



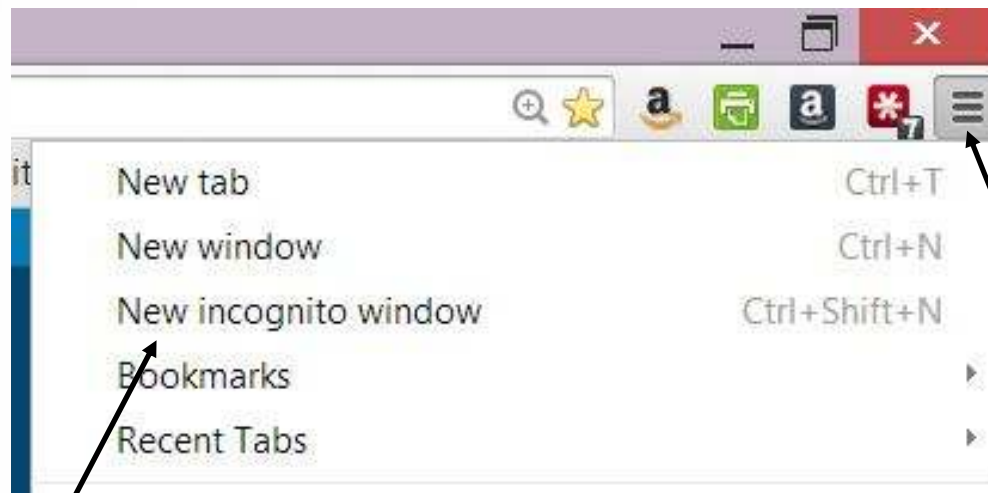
Value of Private Browsing



- Browsing history is deleted when you log out.
- Cookies are deleted when you log out
- **Valuable to use when you are on a public computer**

Private Browsing

- Activate in Chrome



Select "New Incognito Window"

Click on 3 bars.

Private Browsing

- Activate in Internet Explorer



Select "InPrivate Browsing"

Click on Safety

Private Browsing

- Activate in Firefox



Click on Firefox down arrow

Select "New Private Window"

Computer Security



- Two Factor or Multi Factor Authentication is important to security
- Basically it restricts access to designated computers or devices
- **Once setup, you don't even notice it is in play.**
- How does it work?

What is Two Factor Authentication?



Most banks use two factor authentication.

- Every computer or device contains a unique identification. Serial numbers on mainboard, etc.
- First time you log into a bank website they email or text you a verification code or setup a security question.
- Once the code or answer is confirmed, your PC or device is authorized
- If someone tries to log in from a different computer, verification is needed using the security question.
- Some people claim that security questions are not a secure process.

What is Two Factor Authentication?



Who Else Uses Two Factor Authentication?

- It's available for Google, Yahoo, IOS and many other programs.
- Google has the best current process and some programs (e.g. LastPass) use their process.
- Setup varies, but search for "Yahoo 2-step verification", etc.

Google Two Factor Authentication



- Google Authenticator is used by Gmail
- It does not rely on security questions.
- It protects all Google accounts, i.e. email, Google+, Google Drive, etc.
- Other Companies such as LastPass are also using it.
- It is the best available right now.
- **Once setup, you don't even know it's in play.**

Google Two Factor Authentication



- Log into Google Two-Step Verification
www.google.com/landing/2step/
- Sign into Google with a Gmail ID. Google will send you a text or voice message with a code to verify your computer.
- You can verify each mobile device with a code provided from your main computer.
- You can download the Google Authenticator app on one mobile device.
- The app will generate codes to enable you to use a new or different computer.

Google Two Factor Authentication



- How do I access Google on Public Computer.
- Log in with your username and password. Google will text a verification code to your cellphone.
- What if I am out of cellphone range?
 - You can use the Google Authenticator app on your cellphone. Setup instructions can be found at <https://support.google.com/accounts/answer/1066447?hl=en>
 - Or, Google gives you 10 one-time use codes that you can carry with you.
- Be sure to sign out of the public computer when you are done.

Google Authenticator App



As detailed in the Google link, the Authenticator app can be installed on your mobile device (Apple included) to generate codes even if not in cellphone range.

Google Two Factor for Smartphone



- Be sure your Smartphone is password protected in case of theft.
- My Smartphone was stolen and I need to use a public computer to delete the info. How do I authorize the public computer?
- Google gives you 10 one-time access codes. Carry them with you.
- Log into www.google.com/android/devicemanager and delete all info on your SmartPhone.

Google Authenticator



- I recommend two-factor authentication for Google and other programs such as Lastpass
- Even if someone steals your username and password, they **cannot** log into your websites from a different computer.
- If they steal your smartphone or tablet, you need to remotely delete all apps and information.

Password Managers



- Three Types of Password Managers
 - Offline database on your computer
 - Online database stored in cloud and on your computer
 - Small notebook or "stickies" stored near your computer
 - Personal memory

Offline Password Managers



Many Offline Password Managers Available for Free

- Easy to store passwords, credit card nos. and other private information
- Only available on the computer which it is stored.
- Must open the database to copy info and log into website. (2 step process)
- Similar to keeping a little notebook near your computer

Online Password Managers



Best Password Managers use Online data storage

- All of your passwords are online in the cloud and offline on your computer.
- Software attaches to your Browser so when you go to website, the Password Manager logs you in.
- You can access the database from any of your portable devices.

Online Password Managers



- Roboform receives top honors but costs \$30/yr
- Lastpass is free for one PC and costs \$12/yr to sync all devices
- Dashlane is free for PC but costs \$40/yr to sync all devices
- Runnerups are Sticky Passwords and a few others

Online Password Managers



- Other Password Managers like 1Password are very good but cost \$50

Password Managers



- Dashlane offers more features than Lastpass
 - Store credit card numbers
 - Store receipts for online purchases
 - Emergency contact info, etc.
- Lastpass is more popular because it is free or low cost.
 - Focused primarily on passwords

How Does Lastpass Work?



- Lastpass memorizes your login credentials to a website when you first login.
- It will log you in automatically next time.
- It will generate a secure password if you wish.
- You can open the "vault" and edit your login Username/Password if you wish.

Lastpass Setup



- Download at lastpass.com
- LastPass will sync across computers (for \$12/yr)
- Syncing means that you record a Username/Password on one device and it becomes available to all your devices.

Lastpass



Advanced Options

Browser Add-ons

- Internet Explorer
- Google Chrome
- Firefox
- Opera
- Safari

Install Options

Directory

At least 50 MB of free disk space is required.

- Add icon to desktop

Privacy Options

- Automatically log me into LastPass when my browser starts
- Keep a history of my logins and form fills
- Send anonymous error reporting to help improve LastPass

Lastpass



Create a LastPass Account

Email

dianelgoff@yahoo.com

Master Password

••••••••

Password Strength



Confirm Master Password

••••••••

Master Password Reminder

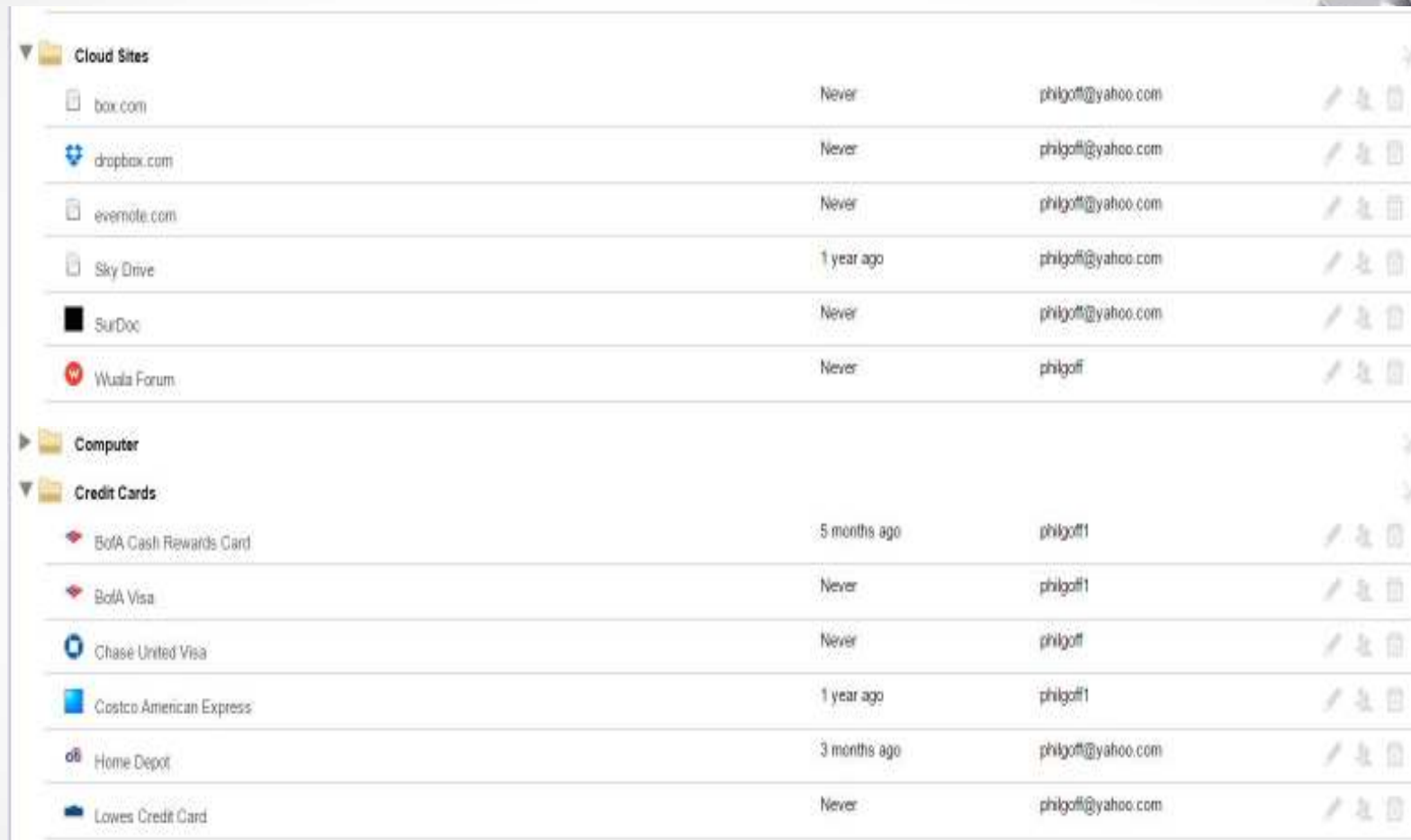
Cat name plus year born

I agree to: [Terms of Service](#)
[Privacy Statement](#)

Back

Create Account

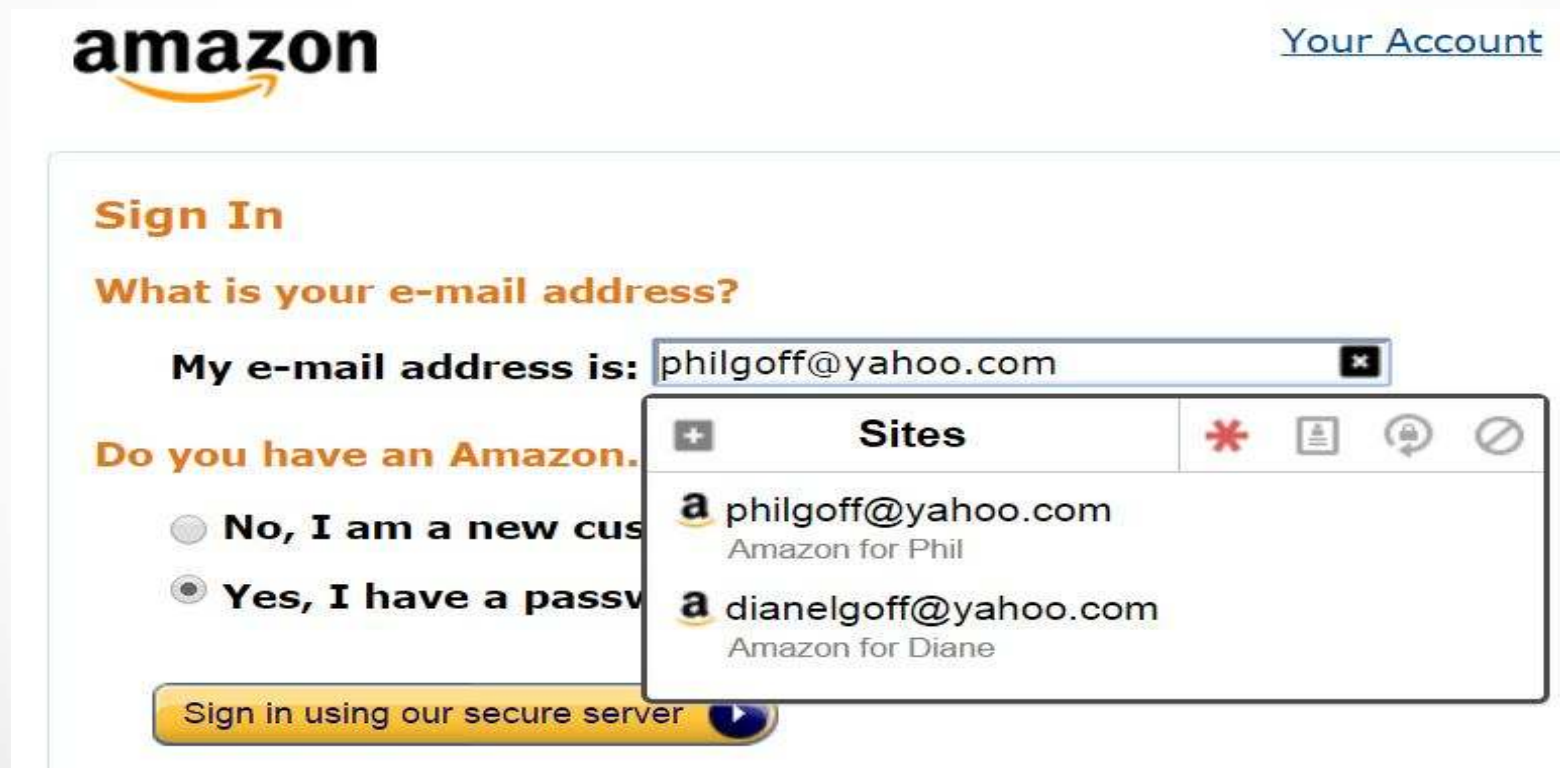
Lastpass Sample Vault



Category	Item	Last Used	Username	Actions
Cloud Sites	box.com	Never	philgoff@yahoo.com	edit delete
	dropbox.com	Never	philgoff@yahoo.com	edit delete
	evernote.com	Never	philgoff@yahoo.com	edit delete
	Sky Drive	1 year ago	philgoff@yahoo.com	edit delete
	SurDoc	Never	philgoff@yahoo.com	edit delete
	Wuala Forum	Never	philgoff	edit delete
Computer				
Credit Cards	BoA Cash Rewards Card	5 months ago	philgoff1	edit delete
	BoA Visa	Never	philgoff1	edit delete
	Chase United Visa	Never	philgoff	edit delete
	Costco American Express	1 year ago	philgoff1	edit delete
	Home Depot	3 months ago	philgoff@yahoo.com	edit delete
	Lowes Credit Card	Never	philgoff@yahoo.com	edit delete

Lastpass Handles Multiple ID's

- My wife and I have separate Amazon accounts
- Lastpass offers you the choice.



The screenshot shows the Amazon sign-in page. At the top left is the Amazon logo, and at the top right is a link for "Your Account". The main heading is "Sign In" in orange. Below it is the question "What is your e-mail address?" in orange. The text "My e-mail address is:" is followed by a text input field containing "philgoff@yahoo.com". Below this is the question "Do you have an Amazon account?" in orange. There are two radio button options: "No, I am a new customer" and "Yes, I have a password for this account". A yellow button at the bottom says "Sign in using our secure server". A Lastpass popup window titled "Sites" is overlaid on the page, showing two saved accounts: "philgoff@yahoo.com" (Amazon for Phil) and "dianelgoff@yahoo.com" (Amazon for Diane).

Lastpass Concepts



- Lastpass keeps your password vault on your computer *and in the cloud.*
- You can set Lastpass to log you in automatically
- The Cloud copy can only be accessed with master username and master password.
- If you forget your master password you can have a hint emailed to you.
- Note: Be sure Chrome extension or IE add-on is enabled for Lastpass.
- You can set two factor authentication for safety

Lastpass Syncing



- Free Lastpass only works with one user on one computer.
- For \$12/year, you can sync multiple devices. (Includes Android & iPad)
- I have some difficulties on Android; it doesn't always work perfectly.

Lastpass Two Factor Authentication



- Lastpass uses the Google Authenticator
- Search for "Lastpass Google Authenticator"
- Follow the steps to authorize each device
- If logging into a public computer, do not check "Remember this computer"
- Good to use Private Browsing for other computers.

Lastpass Two Factor Authentication



- Lastpass claims their cloud has never been hacked
- Two Factor Authentication greatly improves the security

Recommended Actions



- Consider Chrome for your primary Browser
- Activate the Bookmarks bar and add your favorite websites. (Be sure to shorten the descriptive words)
- Use “tabbed browsing”
- If you use Gmail or Yahoo, setup two-factor authentication
- Download Lastpass and try it out on your personal computer
- Use Private Browsing if you use a public computer